

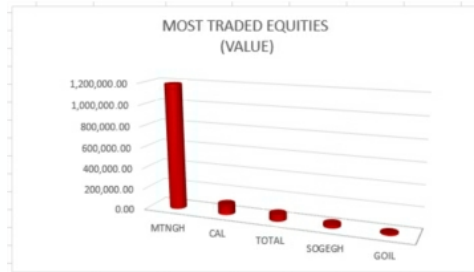
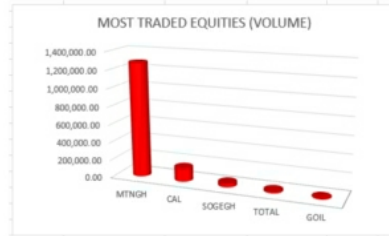


DAILY INTERMARKETS SNAPSHOT

14-04-2021

STOCK MARKET SUMMARY

STOCK MARKET SUMMARY				
ITEM	UNIT	PREVIOUS	CURRENT	%GHN
VOLUME	QTY	8,313,063.00	1,501,591.00	-81.937%
VALUE	GHC	5,362,892.64	1,401,200.84	-73.872%
GSE-CI INDEX	POINT	2,301.35	2,301.99	0.0278%
GSE-FS INDEX	POINT	1,835.25	1,835.25	0.0000%
MARKET CAP.	GHC	58,083.97	58,090.72	0.0116%
YTD	PERCENT	18.53%	18.56%	0.1619%
PRICE CHANGES				
FML	GHC	1.09	1.10	0.92%
TOTAL	GHC	3.15	3.20	1.59%



Today's trading session ended with a 0.64 point increased in the Ghana Stock Exchange's Composite Index (GSE-CI). The market capitalization also increased by GH¢6.75to GH¢ 58,090.72. The year-to-date return is recorded at 18.56%.

A total volume of 1,501,591 shares valued at GH¢1,401,200.84 exchanged hands on the bourse. The most traded equity for today was MTNGH whose trade accounted for 85.19% of the total shares traded and 84.87% of the total value of shares traded.

There were two price changes as the market recorded two gainers for today . Total was the day biggest gainer as the stock price appreciated by1.59% to close the market at GHS 3.20 per share.

GSE LISTED COMPANIES TRADING STATISTICS AS AT 14TH APRIL 2021												
EQUITY	MARKET CAP(GHS million)	CLOSING PRICE(GHS)	YTD RETURNS (%)	DIV YIELD(%)	ROE(%)	P/E(x)	P/B(x)	FIGURE \$ BASED	GSE YEAR	GSE RETURN		
ACCESS	747.97	4.38	(2.05)	0.0000	5.75	2.33	0.14	03'20	1990	0.00		
ADB	1,168.47	9.04	-	0.0000	176	12.95	0.23	03'20	1991	-7.95		
AGA	15,159.30	37.00	-	0.3311	NA	NA	NA	0	1992	-3.62		
ALV	23.67	0.10	(3.03)	0.0000	(15.63)	(0.68)	0.11	03'20	1993	113.74		
AYRTN	86.00	0.40	400.00	0.0000	(64.28)	(2.38)	1.92	02'19	1994	124.74		
BOPP	63.60	2.00	-	1.0000	19.25	3.33	0.65	03'20	1995	6.33		
CAL	401.02	0.44	(28.03)	1.5000	2.10	1.96	0.05	03'20	1996	12.32		
CLYD	1.02	0.03	-	0.0000	0.24	0.03	0.00	02'20	1997	41.85		
CMIT	0.75	0.11	22.22	8.3031	0.18	0.03	0.00	03'20	1998	14.64		
CPC	61.14	0.02	50.00	0.0000	NA	NA	NA	0	1999	-15.22		
EGH	2,257.86	7.00	(2.78)	0.0000	3.35	3.35	0.16	03'20	2000	16.85		
EGL	225.07	1.45	-3.57	3.3034	9.64	1.38	0.13	03'20	2001	11.42		
FTI	1,654.74	0.87	(19.50)	0.0000	1.02	1.20	0.01	02'20	2002	49.94		
FML	127.83	1.10	1.85	0.0000	(0.34)	(35.45)	0.33	03'20	2003	164.72		
GCB	1,192.50	4.50	11.11	6.6667	2.81	2.85	0.08	03'20	2004	91.32		
GGBL	276.84	0.90	-	3.3000	2.27	16.12	0.37	03'20	2005	-24.18		
GOIL	587.19	1.80	-	2.8000	27.24	5.08	1.38	03'20	2006	4.47		
GSP	432.43	0.80	-	0.0000	NA	NA	0	03'20	2007	21.04		
MAC	59.49	9.92	-	0.0000	3.38	10.68	0.43	03'20	2008	53.04		
MLC	4.51	0.09	-	0.0000	(45.34)	(0.76)	0.34	02'20	2009	-46.58		
MTNGH	11,430.14	0.92	45.31	5.3763	23.31	7.23	1.69	03'20	2010	32.28		
PBC	14.40	0.02	-	0.0000	(46.81)	(0.40)	0.19	03'18	2011	-3.10		
PZC	63.84	0.32	-	0.0000	(0.31)	(35.57)	0.87	02'19	2012	22.81		
REGH	204.83	0.45	9.76	0.0000	8.33	6.25	0.52	02'20	2013	78.81		
SCB	2,442.21	18.16	11.34	5.7263	36.15	4.74	1.11	03'20	2014	5.40		
SIC	15.65	0.03	-	0.0000	0.51	6.17	0.03	02'20	2015	-11.77		
SPL	5.20	0.02	-	0.0000	8.40	4.13	0.35	03'19	2016	-15.33		
SOGEGH	375.43	0.75	17.19	5.7333	2.75	2.68	0.07	03'20	2017	52.73		
SWL	1.09	0.05	-	0.0000	153.28	(0.86)	(1.20)	FT'19	2018	-0.29		
TBL	6.00	0.24	-	0.0000	NA	NA	0	2019	2019	-1.90		
TOTAL	358.00	3.20	13.07	2.4000	12.56	3.41	0.43	03'20	2020	N/A		
TLW	10,262.36	7.47	(37.33)	0.0000	NA	NA	NA	0	2021	N/A		
UNIL	378.75	6.04	(26.30)	13.2013	(4.81)	(19.61)	0.94	03'20	2022	N/A		

SOURCE: GSE, CDH SECURITIES LTD AND CDH RESEARCH

P/E : PRICE TO EARNINGS RATIO DIV YIELD: DIVIDEND YIELD
 R/E : RETURN ON EQUITY YTD : YEAR-TO-DATE
 P/B: PRICE TO BOOK RATIO

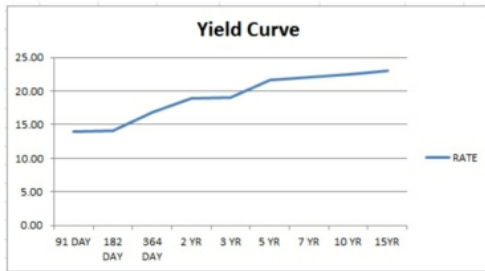
DIVIDEND ANNOUNCEMENTS					
COMPANY	SYMBOL	YEAR	DIVIDEND/SHARE (GHC)	EX DIVIDEND DATE	PAYMENT DATE

GHANA FIXED INCOME DAILY MARKET SNAPSHOT AS AT 13-04-2021				
ITEMS	VOLUME OF TRADES(GHS)			% CHNG
	PREVIOUS	CURRENT		
BILLS	171,393,174.51	59,603,341.42		-65.22%
NOTES	231,281,807.16	262,349,766.66		13.43%
BONDS	448,171,005.25	750,390,614.87		67.43%
TOTAL	850,845,986.92	1,072,343,722.95		26.03%

TOP FIVE(5) TRADED SECURITIES				
No.	SECURITY ID	VOLUME (%)	PRICE (%)	
1	18/01/27 6YR BOND	11.35%	100.69	
2	02/12/26 10YR BOND	10.82%	101.08	
3	06/12/21 2YR NOTE	9.24%	102.82	
4	06/02/23 5YR BOND	7.12%	99.23	
5	28/09/23 3YR BOND	4.83%	102.93	

COMPARABLE RATES		
INSTRUMENT	CURRENT RATE	RETURNS
91 DAY BILL	12.8098%	12.8098%
182 DAY BILL	13.6066%	13.6066%
364 DAY BILL	16.4456%	16.4456%
FIXED DEPOSIT 91-DAY RATE	11.2500%	11.2500%
FIXED DEPOSIT 182-DAY RATE	12.7500%	12.7500%
FIXED DEPOSIT 364-DAY RATE	14.7500%	14.7500%

Comments



Trading as at 13th April 2021 saw the market experienced an increase in turnover by 26.03 % as it recorded over GHS1.07 billion worth of bonds, notes and bills traded. The long term dated instruments dominated the trading activities as compared to the short and the medium term securities as trades in bonds accounted for 69.98% of total trades while that of bills and notes were 5.56% and 24.47% respectively.

The top 5 traded instruments were the January 27 6YR, December 26 210R, December 21 2YR, February 23 5YR and September 23 3YR in that order as indicated in the table above. In all, the top 5 traded instruments accounted for 43.35% of the total volume of trades.

FOREX MARKET

FOREX MARKET				
BANK OF GHANA RATES	PREVIOUS	CURRENT	%CHNG	YTD
GHS/\$	5.7523	5.7533	0.017%	-0.52%
GHS/€	6.8273	6.8396	0.180%	-3.22%
GHS/£	7.8767	7.8758	-0.01%	-0.04%
BANK RATES				
GHS/\$	5.7432	5.7632	0.174%	-1.52%
GHS/€	6.8443	6.8643	0.292%	-3.14%
GHS/£	7.8942	7.8962	0.025%	-0.78%
FOREX BUREAU RATES				
GHS/\$	5.7099	5.7090	-0.263%	-1.83%
GHS/€	6.8703	6.9227	0.777%	-3.28%
GHS/£	7.9392	7.9884	0.582%	-1.00%

Forex rates from the Bank of Ghana shows that the cedi depreciated against the dollar and the euro by 0.017% and 0.18% respectively. The cedi however appreciated against the pound sterling by 0.01% for today.

Banks increased their forex rates with regards to the dollar the euro and the pound sterling by 0.174%, 0.29% and 0.025% respectively for today.

The forex market increased its forex rates with regards to the dollar the euro and the pound sterling by 0.26%, 0.77% and 0.58% respectively for today.

INTERNATIONAL COMMODITIES MARKET

INTERNATIONAL COMMODITIES MARKET				
	PREVIOUS	CURRENT	%CHNG	YTD
GOLD	1,743.79	1,735.58	-0.47%	-8.14%
COCOA	2,444.00	2,454.00	0.41%	-5.32%
OIL (BRENT)	61.98	66.29	3.61%	29.80%

Commodity prices displayed varying results on the international market today as Gold price decreased by 0.47%. Cocoa and Oil prices however increased by 0.41% and 3.61% respectively.

ARE YOU LOOKING FOR T-BILLS AND BONDS TO BUY?

CONTACT YOUR PROFESSIONAL TRADERS AT CDH SECURITIES LTD FOR ALL YOUR T- BILLS AD BONDS TRANSACTIONS

IT'S SAFE SECURED EASY QUICK TRANSPARENT!

MACRO-ECONOMIC DATA

MACRO-ECONOMIC DATA			
ITEM	UNIT	FIGURE	AS@
GDP GROWTH RATE	PERCENT	0.9	Dec-20
INFLATION	PERCENT	10.30	Mar-21
POLICY RATE	PERCENT	14.50	Mar-21
INTERNATIONAL RESERVES	USD MILLION	8719.7	Feb-21
TOTAL EXPORT	USD MILLION	2542.6	Feb-21
TOTAL IMPORT	USD MILLION	2202.9	Feb-21
IMPORT COVER	MONTH	4.2	Feb-21
TRADE BALANCE	USD MILLION	339.7	Feb-21
TOTAL PUBLIC DEBT	USD BILLION	50.8	Dec-20
TOTAL DEBT/GDP RATIO	PERCENT	76.1	Dec-20
EXTERNAL DEBT	USD BILLION	24.7	Dec-20
EXTERNAL DEBT/GDP RATIO	PERCENT	37.0	Dec-20
DOMESTIC DEBT	GHC BILLION	149.8	Dec-20
DOMESTIC DEBT/GDP RATIO	PERCENT	39.1	Dec-20
S&P RATING	CREDIT WORTHINESS	B-	Sep-20
FITCH RATING	CREDIT WORTHINESS	B	Oct-20
MOODY'S RATING	CREDIT WORTHINESS	B3	Feb-21

MACRO ECONOMIC DATA RELEASE CALENDAR 2021				
MONTH	GOG BOND, BILLS & NOTES ISSUANCE (GHS MILLIONS)	PPI PRESS RELEASE	CPI PRESS RELEASE	QUARTERLY GDP PRESS RELEASE
JANUARY		17-Jan-21	10-Jan-21	
FEBRUARY		11-Feb-21	10-Feb-21	

SOURCES: CDH SECURITIES LTD, CENTRAL SECURITIES DEPOSITORY, GHANA STOCK EXCHANGE, BANK OF GHANA, GOLD STEET BUSINESS, BLOOMBERG, FIDELITY BANK, SOCIETE GENERALE (GH), MINISTRY OF FINANCE, AND GHANA STATISTICAL SERVICE.

DISCLAIMER: In the preparation of the opinions, forecast, and provision of information contained in this report, CDH Securities Limited does not make any representation or give any warranties as to the correctness, completeness or accuracy nor does the company assume liability for any losses arising from errors or omissions in the opinion, forecast or information irrespective of whether there has been any negligence by the brokerage firm, its affiliates or any officers or employees of the firm whether such losses be direct, indirect or consequential. This does not constitute an advice and anyone in need of investment advice should, therefore, contact the broker personally.

CDH Securities Ltd. P.O.BOX 14911, Accra-Ghana, West Africa. CONTACTS: amoakoatta@cdhgroup.co | cdhsecurities@cdhgroup.co. +233 244 974 256, +233 302 671050.

ANALYSTS: James Afful
Charles Amoako-Affa Jnr
Esther Asamoah

Licensed Dealing Member of The Ghana Stock Exchange. Member of the CDH Group, Accra-Ghana, West Africa. ©2020 CDH SECURITIES LTD. All rights reserved.

We sent out this message to all existing Company Name customers.

If you no longer wish to receive these emails, simply click on the following link [Unsubscribe](#).

©2020 CDH SECURITIES LTD. All rights reserved.